



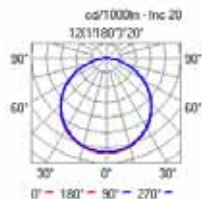
features

- Secure fitting
- Polycarbonate twin lens diffuser in a double skin steel frame for added strength
- Robust steel construction
- Vandal resistant screws
- Nightlight facility (optional)
- Framed diffuser is retained by front flange on body for extra strength
- Integral sustained emergency available on 2x55W and 3x36W versions
- Emergency versions are sustained by an 8W T5 lamp using 3 hour cells
- Recessed and surface versions available
- The 3x36W PLL recessed and surface versions offer two switching configurations
- Available in three standard sizes. Other sizes to suit joist configurations, available to special order
- A cover box is available for installations where surface mounted conduit is used
- 4000K lamps are recommended for hospital use



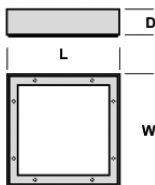
photometrics

KM66/336/0

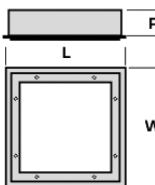


LOR: 0.358
SHR NOM: 1.50
SHR MAX: 1.627
SHR MAX TRANS: 1.832

dimensions



	L	W	D
KM33	310	310	105
KM63	610	310	120
KM66	610	610	120



	L	W	R (recessed depth)
KMR33	336	336	106
KMR63	636	336	121
KMR66	636	636	121

ordering

all versions supplied excluding lamps

kemsley surface

code	description	type & rating	gear wt (kg)
KM33/218/O	kemsley surface	2x18W PLL	HF 4.1
KM33/128/O	kemsley surface	1x28W 2D	HF 4.5
KM63/136/O	kemsley surface	1x36W PLL	HF 7.9
KM63/236/O	kemsley surface	2x36W PLL	HF 8.1
KM66/336/O	kemsley surface	3x36W PLL	HF 14.7
KM66/336/O/S	3hr sustained	3x36W PLL+	HF 15.2
	kemsley surface	1x8W T5	
KM63/155/O	kemsley surface	1x55W PLL	HF 7.9
KM66/255/O	kemsley surface	2x55W PLL	HF 14.0
KM66/255/O/S	3hr sustained	2x55W PLL+	HF 14.5
	kemsley surface	1x8W T5	

kemsley recessed

code	description	type & rating	gear wt (kg)
KMR33/218/O	kemsley recessed	2x18W PLL	HF 4.0
KMR33/128/O	kemsley recessed	1x28W 2D	HF 4.3
KMR63/136/O	kemsley recessed	1x36W PLL	HF 7.6
KMR63/236/O	kemsley recessed	2x36W PLL	HF 7.8
KMR66/336/O	kemsley recessed	3x36W PLL	HF 15.2
KMR66/336/O/S	3hr sustained	3x36W PLL +	HF 15.7
	kemsley recessed	1x8W T5	
KMR63/155/O	kemsley recessed	1x55W PLL	HF 7.6
KMR66/255/O	kemsley recessed	2x55W PLL	HF 14.5
KMR66/255/O/S	3hr sustained	2x55W PLL +	HF 15.0
	kemsley recessed	1x8W T5	

suffix

C	Surface conduit cover plate (available on surface versions only)
DAL	Digital addressable lighting interface (DALI)
DSI	Digital signal interface (DSI)
DTD	Digital touch and dim (see accessory DCIPM)
D	Analogue 1-10V dimming (see accessory DC/100)
NL	Nightlight 5W PLS (not available on sustained versions, NL circuit should not be operated simultaneously with main lamp)
VRS3	Vandal resistant screws

note

DALI, DSI and DTD are not available with 2D lamps

emergency

E	Remote maintained 3hr emergency available on recessed versions only
---	---

accessories

DC/100	Dimming controller & switch, analogue 1-10V
DCIPM	Push to make switch for digital touch & dim and for use with switch dim on DSI gear
VRS3-DRIVER	Vandal resistant driver T20 Tamper-proof TORX®

