

LUNAR

The Lunar nightlight has been developed in conjunction with Airedale Hospital, and is designed for use in bedded areas. Offering a choice of mounting, the Lunar creates a comfortable environment for recumbent or sleeping patients, whilst providing sufficient light for staff and mobile patients to circulate.

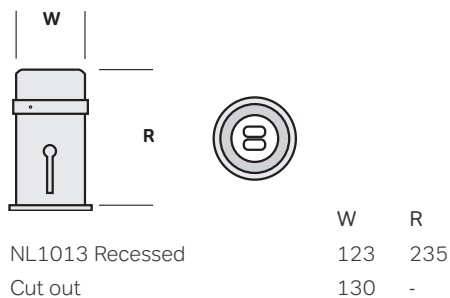
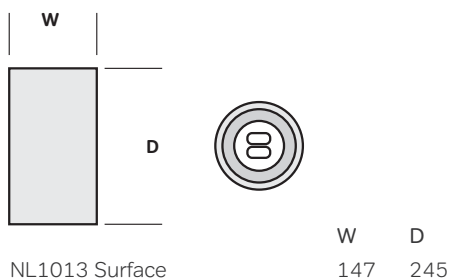
FEATURES

- The nightlight designed for this task prevents incidences of phantasmagoria or hallucination which may be caused by indirect night lighting
- Comfortable environment for both recumbent and sleeping patients
- Achieves CIBSE LG2 recommendation levels
- Luminaires use multi-wattage high frequency ballasts so both 10W and 13W PLC lamps can be used
- Recessed or surface mounting versions
- Simple construction
- IP44 version available with clear lens

ORDER DETAILS

Order code	Description	Lamp Type and Rating	Gear	Weight (kg)
NL1013R	Recessed Lunar Nightlight with Black/Silver Reflector	1x10W PLC or 1x13W PLC	HF	1.5
NL1013S	Surface Lunar Nightlight with Black/Silver Reflector	1x10W PLC or 1x13W PLC	HF	1.5
NL1013R/B	Recessed Lunar Nightlight with Matt Black Reflector	1x10W PLC or 1x13W PLC	HF	1.5
NL1013S/B	Surface Lunar Nightlight with Matt Black Reflector	1x10W PLC or 1x13W PLC	HF	1.5
NLC1013R	IP44 Recessed Lunar Nightlight with Black/Silver Reflector and Clear Lens	1x10W PLC or 1x13W PLC	HF	1.5
NLC1013S	IP44 Surface Lunar Nightlight with Black/Silver Reflector and Clear Lens	1x10W PLC or 1x13W PLC	HF	1.5
NLC1013R/B	IP44 Recessed Lunar Nightlight with Matt Black Reflector and Clear Lens	1x10W PLC or 1x13W PLC	HF	1.5
NLC1013S/B	IP44 Surface Lunar Nightlight with Matt Black Reflector and Clear Lens	1x10W PLC or 1x13W PLC	HF	1.5

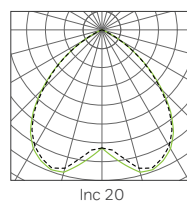
DIMENSIONS



TECH DETAILS

Gear High Frequency

Lamp Type  PLC



Photometrics
LOR

NL1013R
0.3104

MATERIALS AND FINISHES

Body 1mm Zintec Steel
Controller Matt Black or Black & Silver
Finish White

